

Quad-X

INVENTED, DESIGNED AND BUILT IN THE UK

2022 PRODUCT GUIDE



WEED CONTROL



SOWERS & SPREADERS



TRAILERS



GROUND CARE



MOWERS



WEED WIPERS



STOCK FEEDERS



FRONT MOUNT ATTACHMENTS



UTV EQUIPMENT



COPYRIGHT 2022 QUAD-X (BLANEY GROUP)
ALL RIGHTS RESERVED / PRINTED IN THE UK
WWW.QUAD-X.COM

WEED CONTROL

Quad-X Superpump	6
Eco Spray	6
Pro Spray	7
Low-Pro Spray	7
Pro Spray Elite Plus	8
135L Pro Spray Elite Plus	8
230L Towed Sprayer	9
230L Towed Water Bowser	9

BOOMS

Anti-drift Boom	10
Commercial Boom	11
Widespray Boom	11
Precision Booms	12

WEED WIPERS

Xterminator 2™	13
Weed Wipeout 2™	14
Weed Destroyer	16
Weed Comb	16

TRAILERS

5 x 3'3" Folding Sided Stock Trailer	18
5 x 3'3" Full Sided Stock Trailer	18
General Purpose 7' x 4' Trailer	19
Plastic Tipping Trailers	20
Mechanical Tipping Trailer	21
Dump Trailer	22
Bale Transporter	23
Golf Buggy / ATV Trailer	24
Trailer Kits	24

MOWERS

Power Shredder™	26
Commercial Flail Mower	28
PRO Flail Mower	29
Wildcut™ Mower - Extreme Duty	30
Wildcut™ Mower - Heavy Duty	30
Wildcut™ Mower - Medium Duty	31
Compact Rotary Mower	32
Strimit	33

SOWERS & SPREADERS

Pro Spreader Range	35
Electrobroadcaster	36
Precision Spreader	36
True Grit Salt Spreader	37
50kg Salt Spreader	37
300kg Salt Spreader	38
Muck Spreaders	38

FEEDERS

Fixed Spacing Stock Feeder	40
Auto-Drop Stock Feeder	41
Chick Feeder	41

GROUND CARE

Roller	44
Aerator	44
Chain Harrows	45
Menage Grader	46
Fibre Surface Menage Grader	47

FRONT MOUNT ATTACHMENTS

Mounts	50
Lift Systems	50
Front Bucket	51
Yard Scraper	52
Silage Pusher/Dozer Blade	53
Power Sweeper	54
Snow Plough	55

UTV EQUIPMENT

UTV Supermount	58
Electric Lift	58
Snow Plough	59
Yard Scraper	59
230L Pro Elite Plus UTV Sprayer	60
3m UTV Weed Wiper	61
UTV Pro Spreader	62



WEED CONTROL

With 30 years' experience, all Quad-X weed control equipment is **WELL DESIGNED** and made to a commercial standard using precision components for less harmful drift



SUPERPUMP



The Quad-X Superpump is fitted to the Eco, Pro, Pro Elite Plus and Low-Pro models. This pump creates more pressure for finer droplets and more accurate coverage, saving you valuable chemical and preventing drift.

- Auto cut-out switch
- 4 chamber pump creates a greater and more steady pressure, giving less wastage
- Fully submersible
- Produces greater jet spray distance with hand lance

Options:

HIGH
CAPACITY
8 LPM

HIGH
CAPACITY
12 LPM

HIGH
CAPACITY
18 LPM

**Proven to
REDUCE drift
& SAVE you
chemical.**



ECO SPRAY



*100L Eco Spray shown
with optional straps*

Size Options:

60L
CAPACITY
TANK

100L
CAPACITY
TANK

The Eco Spray is Quad-X's most cost effective sprayer suitable for boom spraying. (boom is optional extra)

- High capacity 'SUPERPUMP' suitable for spot and boom spraying
- Easy to use plastic hand lance with high flow nozzle & 2m hose (longer hose optional)
- Drain bung for easy removal of tank contents

PRO SPRAY



60L Pro Spray shown with optional straps

Size Options:



The Pro Spray is our most popular model ideal for frequent users. Thanks to its accuracy and superior hand lance, the Pro Spray has less drift, making it more environmentally friendly.

- High capacity 'SUPERPUMP' for spot and boom spraying
- UV protected tank with heavier wall thickness
- Lockable aluminium hand lance with high-flow nozzle (goes from single jet to 2m spread) & 5m hose.
- Drain bung for easy removal of tank contents
- Clips to hold hand lance securely to rear of tank when not in use

LOW-PRO SPRAY



Front or rear mounting



Specially designed with a low centre of gravity making it safer to use on slopes.

- High capacity 12lpm 'SUPERPUMP' suitable for spot and boom spraying
- UV protected tank with heavier wall thickness
- Lockable aluminium hand lance with high-flow nozzle & 5m hose.
- Pressure gauge
- 2 litre on board fresh water hand rinse tank
- Internal baffle to reduce the dangerous effect of liquid surge on rough ground or while travelling
- Drain bung for easy removal of tank contents
- Return agitation

PRO SPRAY ELITE PLUS



100L Pro Spray Elite Plus
shown with optional
straps



Options:

60L
CAPACITY
TANK

100L
CAPACITY
TANK

Based on the Pro Spray model with all its features & more!

- Pressure gauge and pressure control
- Return agitation system
- Foot filter
- Equipped with high capacity 12lpm 'SUPERPUMP' suitable for spot and boom spraying

135L PRO SPRAY ELITE PLUS



PRESSURE
GAUGE

RETURN
AGITATION

135L
CAPACITY
TANK

Ideal for those with larger ATVs and utility vehicles. Based on the Pro Spray Elite Plus model, thanks to its accuracy and superior aluminium hand lance with high-flow nozzle the 135L Pro Spray Elite Plus has less drift and is therefore more environmentally friendly and ensures effective and accurate spot spraying.

- High capacity 12lpm 'Superpump' fitted under the tank increasing efficiency
- Cone shaped tank at bottom so full contents of the tank are always used
- Ratchet straps included

230L TOWED SPRAYER

230L Towed Sprayer with
11ft Anti-drift boom shown



230L
CAPACITY
TANK

This 230L Towed Sprayer is suited to any vehicle with a 50mm tow ball and is equipped with a 12v Quad-X Superpump or larger engine driven pump. It has an aluminium hand lance for spot spraying and any of the Quad-X ATV Booms are compatible with this sprayer, making it an ideal system for boom spraying. When fitted with the Quad-X Booms it is ideal for disinfecting applications eg poultry units. The towed sprayer is strengthened for off road applications.

- UV protected tank with heavier wall thickness
- Lockable aluminium hand lance
- High capacity 12lpm 'SUPERPUMP' suitable for spot and boom spraying
- Pressure gauge and return agitation system
- Variable draw bar heights to suit any vehicle
- Optional self-fill with suction filter
- Optional swan-neck control box to be reached from the ATV

Options:

18x8.5-8
WHEELS
STANDARD

20x8-10
WHEELS
OPTIONAL

22x11-8
WHEELS
OPTIONAL

UP TO
30m HOSE
OPTION

5.5 HP
ENGINE
OPTIONAL
WITH 27LPM
PUMP

12V HI-
CAPACITY
SUPER
PUMP

230L WATER BOWSER



Ideal for watering livestock, plants & trees.

Equipped with 6m of 50mm diameter gravity outlet hose. Manual fill as standard.

Options include: 5.5 hp engine with 27L/min pump, self fill kit & pumped 3/4" outlet @27l/min.

BOOMS



The Quad-X spray boom range allows you to choose the spray width that best suits your job to **MAXIMISE** the use of your sprayer. We offer booms to suit all budgets and requirements. All come equipped with mount systems for easy fitting and a handy tap to switch between spot spraying and boom spraying.

All commercial, wide spray, precision and anti drift models meet the sprayer regulations for agricultural and amenity use.

ANTI-DRIFT BOOM



11ft model shown with
100L Pro Spray

Compact for
storage / travel

The Quad-X anti-drift boom is equipped with a unique break back outer section to avoid damage upon collision and for easy fold-up.

x7
ANTI DRIP
NOZZLES

BREAK
BACK
WINGS

ANTI DRIFT
DESIGN



- 3.35m (11ft) spray width
- Galvanised anti-drift cover provides shelter from the wind to reduce drift and wastage
- Outer wings spring back to reduce damage caused by collisions, and fold in for storage
- Steel mount system with hardened polyurethane finish for strength
- Each anti-drip precision spray nozzle has its own filter
- Adjustable height
- Outer wings can be angled up for hedgerow spraying
- Multiple cut off position model available to spray with an individual wing

COMMERCIAL BOOM



Model with optional hedge nozzles shown, with powder coated finish with 100L Pro Spray

This impressive commercial boom is ideal for users with a versatile number of applications. It is strong and robust to provide many years of service with continuous use.

9'6"/2.9M
SPRAY
WIDTH

- Quick height adjustment
- Stainless steel wings can lift vertically to do ditches, embankments and higher hedges. Wings fold up for vertical transport & storage position.
- Unique breakback friction plates (folds back if hits object)
- Nozzles can be shut off in 2 sections
- Each precision nozzle has its own filter
- Galvanised finish or hardened polyurethane finish optional
- Optional hedge nozzles for field margins.

WIDE SPRAY BOOM



6'8" Model shown with 60L Pro Elite Plus

ANTI DRIP
NOZZLES



12' Model shown with 60L Pro Elite Plus

Options:

6'8" /2M
SPRAY
WIDTH

12' /3.6M
SPRAY
WIDTH

The corrosion proof Widespray alloy boom is for the budget user.

- Lightweight for easy handling
- Equipped with turbo nozzles each with its own filter
- Easy fit mount system for quick release
- 12ft model folds up for transport & storage
- Optional hedgerow swing arm to set the 6'8" (2m) boom out to the side

PRECISION BOOM

These booms are among our most popular, equipped with Anti-Drip nozzles for more accurate spraying.

- Made from corrosion proof alloy
- Anti-Drip precision nozzles for accurate spraying
- Each spray nozzle has its own filter
- Easy fit mount system for quick release and adjustable height
- Fold up design for travel / storage
- Optional hedgerow swing arm to set the 5' (1.5m) boom out to the side
- Multiple cut off position model available to spray with an individual wing

Options:

5' / 1.5M
SPRAY
WIDTH



5' Model shown with 60L Pro Spray



5' Model shown with
hedgerow swing arm
& 60L Pro Spray

11' / 3.4M
SPRAY
WIDTH



11' Model shown with 100L Pro Spray Elite Plus

16' / 4.9M
SPRAY
WIDTH



16' Model shown with
optional tank

WEED WIPERS



Quad-X have revolutionised chemical application technology and are market leaders with our extensive range of innovative herbicide applicators designed for massive savings in time, money and chemical.

Unlike boom spraying, the Quad-X herbicide applicators treat only the weeds giving faster kill rates while saving chemical without stunting the grass and clover growth. Quad-X have developed a range of revolutionary weed wipers to deal with the toughest of weeds in an eco sensitive way reflecting concern for conservation and preservation of wildlife habitats.

FEATURES

Total width of machines is 8ft (2.4m)

Absorbent long fibre synthetic rollers - for less drips & optimum chemical retention & application

Contra rotating rollers apply the chemical to the sensitive underside of the weed giving a more efficient and faster kill rate

Knobby 22x11-8 flotation tyres for soft / wet ground

A huge height range; they can be adjusted from 140mm – 380mm

Unique drawbar design so the roller is first to come into contact with weeds after the towing vehicle (weeds aren't knocked down by drawbar)

New 3m model available - see page 61

OPTIONS

Handlance kit

60L or 100L tank

Wiring kit
& pressure control
Spring Assisted Lift
& Jockey Wheel

***"innovation
at its very
BEST"***

XTERMINATOR 2™



The Quad-X Xterminator 2™ has all the features of the Wipeout 2™ however, instead of the automatic chemical application system it is manual application so the user controls the chemical application.

Options:

60L
CAPACITY
TANK

100L
CAPACITY
TANK

SPRING
ASSISTED
LIFT
OPTIONAL

BOUT
MARKER
OPTIONAL

WEED WIPEOUT 2™

The Wipeout 2™ is 2nd generation patented wiping technology offering massive savings on chemical over any conventional system and is ideal for environmentally sensitive areas where boom spraying

FEATURES

Automatic weed detection & chemical application system

The weed detection system automatically activates the system to apply the optimum amount of chemical to the rollers, only when weeds are present, leaving you free to concentrate on driving, while saving chemical.

Unique chemical control system to regulate chemical application rates for different weed densities.

Innovative wireless control system

Innovative dual, contra rotating long fibre rollers for maximum kill & minimum drips

Dual rollers (Xterminator 2™ & Wipeout 2™ Models) rotate in opposite directions for optimum chemical application - for quicker kill

- 1st roller lifts the weed leaf and applies chemical to the sensitive underside for faster kill rates
- 2nd roller acts to separate out clumps of weeds for better application

Unique Atomisation Technology for better chemical application

Quad-X has pioneered a process of unique atomisation technology where chemical is applied in the form of a micro-bubble which attaches itself to the open fibre roller without bursting.

Upon contact with the weed the micro-bubbles burst and provide better stem coverage than the standard chemical film approach.



Wipeout 2™ complete with spring assisted lift & 60L tank

WEED WIPEOUT 2™

**“ REDUCE your chemical costs
by up to 97% compared
to boom spraying ”**



Wipeout 2™ complete with spring assisted lift & 60L tank

Wipeout 2™ is the world's most intelligent weed wiping system

ENHANCED FEATURES

Wipeout 2™ technology reduces chemical usage by up to 97%

Secure tank retaining system

Remote radio frequency controller to avoid risk of accidental damage

Frame design for extra strength, yet lightweight

Handy maintenance access to reduce service time
No need for tools for service checks

Spring assisted lift for easy height adjust

OPTIONS

- Handlance kit - Jockey wheel - Bout marker
- 60L or 100L tank with pressure gauge & pressure control

WEED DESTROYER



Weed Destroyer complete with 60L tank & optional tank mount

3
TOWING
POSITIONS

While this is the most simple model in the Quad-X range of weed wipers it still has a lot of impressive features to offer.

- Contra-rotating roller lifts the weed up and applies the chemical to the sensitive underside of the leaf for faster kill rates
- Manual chemical application system
- Drawbar can be offset (3 positions)
- Optional tank mount
- Optional 60L or 100L tank

WEED COMB



Bristle type roller system to comb through weeds such as brambles or thorns.

TRAILERS



All Quad-X trailers are **ROBUST** and built to last; designed, built and tested by industry leading engineers



5 x 3'3" FOLDING SIDED STOCK TRAILER



5x3'3" folding sided trailer with ramp and integral swing door shown

FEATURES

- Pre-treated & galvanised for durability
- Choose from swing or ramp door option
- Pressed strengthened sides
- Treated wooden floor - high grip design
- Knobby off road 22x11-8 flotation tyres
- Sloped sides to prevent ewes escaping
- Feet on rear door for easy lifting of the ramp door after loading / unloading

OPTIONS

- 3 position partition - can be stored at front of trailer
- Ramp with integral swing door
- Aluminium floor for extra strength
- Mud guards

FULLY
ADJUSTABLE
GATE INSIDE
OPTIONAL



5 x 3'3" FULL SIDED STOCK TRAILER



5x3'3" solid sided trailer with swing door shown

The 5x3'3" solid sided stock trailer is ideal for off road use and boasts most of the features and options listed above.



GENERAL PURPOSE 7' X 4' TRAILER



7'x4' General Purpose trailer with removable mesh extension sides shown

Fitted with mudguards, suspension, lights and wide road type tyres. It is equipped with a 50mm towball hitch for towing behind your ATV, utility vehicle, car or 4x4. A drive on ramp allows for easy transportation of your quad / lawnmower.

- Corrosion proof galvanised finish
- Treated wooden floor for long life
- Mudguards, suspension & lights



Options:

- Available in half sided model or with removeable mesh extension sides
- Lamb partition
- Aluminium floor
- Integral swing door

LAMB
PARTITION
OPTIONAL




PLASTIC TIPPING TRAILERS



300L, 360L and 500L models shown

Options:



Designed to be lightweight and versatile and making your jobs around the farm, stables and garden easier.

The body of the trailer has been manufactured from high density plastic making it strong and sturdy.

- 300L, 360L & 500L capacity versions available
- Easy tip design ensures reduced lifting effort to tip
- Greasable wheel bearings - made to last



360L with wheel upgrade shown

- 300L & 360L fitted with 15x6-6 turf tyres as standard with optional 18x9.5-8 knobby tyre upgrade
- 500L fitted with 19x7-8 quad type tyres as standard with optional 22x11-8 knobby tyre upgrade
- Standard with 50mm hitch



300L, 360L and 500L models shown



500L model shown

MECHANICAL TIPPING TRAILER



Using high-tech computer FE analysis this tipping trailer has a lightweight chassis yet with maximum strength for hauling heavier loads and increased life. The lifting mechanism provides positive lifting and lowering and lifts to just before balancing point. You can use your weight to push-down on the lever to lift the body, making it easier to tip.

- Easy mechanical assisted tip
- Pre-treated & galvanised for long life
- Press strengthened sides
- Knobby flotation tyres 22x11-8
- Dimensions: 1450 x 1000 x 450mm
- Removable rear door for easy removal of contents and for cleaning
- 350kg capacity

EASY
ASSISTED
TIP



EXTENSION
SIDES
OPTIONAL

- solid
- mesh



mesh extension sides shown

DUMP TRAILER

Engineered for strength and durability, with farmers, groundcare contractors, landscapers, amenities and equestrian customers in mind.

- Developed for use with larger ATVs and utility vehicles or compact tractors
- Knobby flotation tyres make it suitable for wet conditions (22x11-8)
- Automatic door open/close system for quick and easy tipping
- Body has been designed for maximum strength using alloy material to keep weight to a minimum
- Swivel hitch for safety
- Greasable bushes are used for long life
- Trailer design creates less drag when tipping a large load
- Jockey wheel
- 800L, 1000L & 1250L capacity models
- Tipping options include
 - hand pump manual tip, electric hydraulic tip for tipping at the push of a button & hydraulic tip for compact tractor
- Pretreated with hardened polyurethane finish or galvanised option
- Pivot bogie suspension on 1000L & 1200L models allows for easier towing over uneven terrain



BALE TRANSPORTER



Bale Transporter with double bogie option & manual winch shown

Developed to make the bale mass assist in loading, reducing forces required to load a 1/2 tonne bale.

Ideal for transporting silage, hay, haylage and straw bales. Fitted with 22x11-8 flotation tyres it is handy for bringing bales in from the field and moving them around even in wet conditions.

It has been well balanced to reduce the weight on your drawbar. It can be easily positioned by hand when loaded with a hay bale. The unique design helps prevent the quad rear wheels lifting during loading. The clamping arms are designed to minimise wrap damage during transportation.

- Galvanised finish
- Manual or electric lift
- Single axle or double bogie



Bale Transporter with double bogie option & electric winch shown

22x11-8
WHEELS
STANDARD

ATV / GOLF BUGGY TRAILER



This lightweight trailer is designed especially to make loading and off loading your vehicle simple, easy and fast. This ATV / Golf Buggy Trailer is galvanised with a unique pivot body, correctly balanced to allow for gentle loading and off loading your vehicle.

- Galvanised for durability
- Lightweight - trailer can be moved manually
- Balanced for gentle loading without additional ramps
- Optional Jockey wheel
- Road lights

TRAILER KITS



Trailer kits include: Rims, Tyres, Stub Axles, Hubs

Wheel Sizes

- 22x11-8 wheels
- 20.5x8-10 wheels
- 15x6-6 wheels

Stub Axle

- High strength rugged stub axles with a PCD of 4"

Optional
Suspension Unit Sizes
500kg or 750kg

MOWERS

All Quad-X mowers show the
best of British **INNOVATION**;
proven to outperform expectations



FLAIL MOWER RANGE

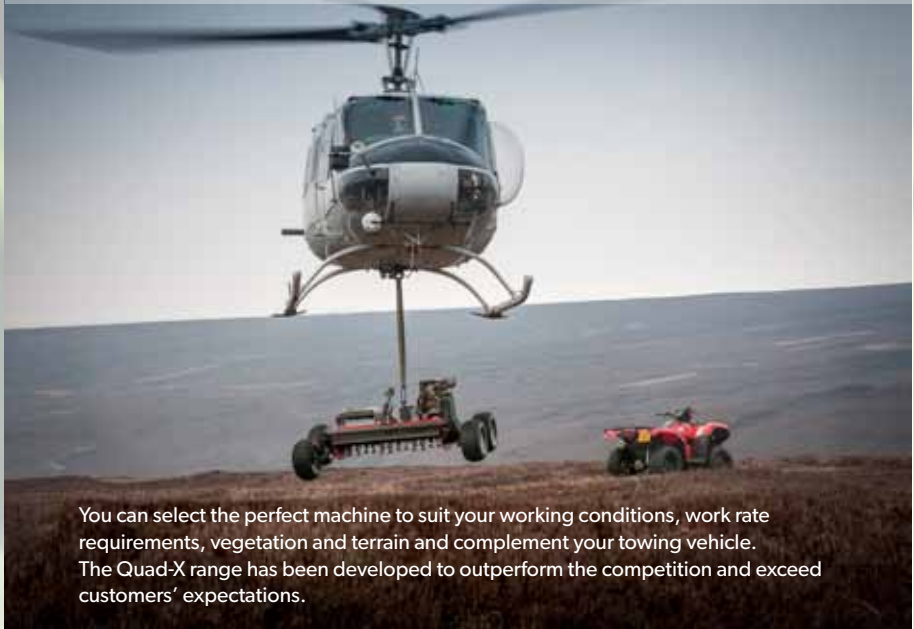
Quad-X has been at the forefront of ATV mower innovation for 30 years, continually evolving and advancing and offer the most comprehensive range of ATV mowers on the market from basic level machines to more specialist commercial contractor level machines, that excel everywhere from paddocks and parklands to scrubland and rushy bogland.

Quad-X are renowned globally for clever design and quality craftsmanship and are inspired by decades of engineering expertise in ATV machinery design and manufacture.



Quad-X offer 4 series within the Flail mower range to include:

Flail Mower, PRO Flail Mower, Commercial Flail Mower and the overwhelmingly impressive Power Shredder Mower (which is not a flail !).



You can select the perfect machine to suit your working conditions, work rate requirements, vegetation and terrain and complement your towing vehicle. The Quad-X range has been developed to outperform the competition and exceed customers' expectations.

POWER SHREDDER™

1.3m Power Shredder™ with optional double bogie shown



First of all, this is NOT A FLAIL MOWER.

The Power Shredder has been developed with a multitude of design and manufacturing innovations which NO OTHER MANUFACTURER has been able to replicate. The Power Shredder can manage areas such as lough areas, scrub, marshes and wetland consistently proving to be the only machine to do so.

Boasting the largest cutting capacity, the Quad-X Power Shredder can tackle considerably more material without affecting performance, for quicker work rates and improved fuel efficiency, even in areas of dense rushes, bracken and heather.

HEAVY DUTY & ROBUST WITH DURABILITY REINFORCED

The Power Shredder has been built for intensive use in dense vegetation. Based in N Ireland, the engineering team at Quad-X have the advantage of having the worlds' most challenging terrain and dense vegetation as their local testing ground. Decades of innovating, testing, honing and refining has led to the development of the world's most capable ATV mower. We challenge you to put the Power Shredder to the test.



Results achieved using the Quad-X Power Shredder™ in dense rushes

SPECTACULAR CUTTING ABILITY & INDUSTRY LEADING POWERHOUSE ENGINE

The Power Shredder runs in excess of 1000RPM more than a tractor flail. This high speed combined with a specially designed 'high flow' rotor can achieve remarkable results in extremely dense vegetation. Innovative special rush blades as standard allow you to shred in heavy rushes and dense vegetation, with a double link to reduce damage.

The impressive infinite adjustable cutting height, from 30mm to 250mm suits various types of vegetation to work within the tallest of weeds but will cut as low as possible to shred up the vegetation for faster decomposition and faster grass regrowth. A permanent offset drawbar position allows for easier towing in difficult terrain with additional offset positions.

Fitted with V-Twin, high-torque engines designed and expertly engineered to handle the most demanding applications. These monster engines feature a host of advanced technologies which maximise performance and efficiency while reducing emissions.

OPTIONS:

- Cutting widths: 1.3m/4ft 4'' & 1.5m/5ft
- Double axle 4 wheeled pivot bogie system for wet conditions and rougher ground.
- Break bar for tall material to help feed taller vegetation through the rotor
- Rear roller

engine options:

DOUBLE
BOGIE



18HP
V-Twin
ENGINE
ELECTRIC

23HP
V-Twin
ENGINE
ELECTRIC

25HP
V-Twin
ENGINE
ELECTRIC

RUNS
1000RPM
MORE THAN
TRACTOR
FLAIL



Double Bogie option shown

COMMERCIAL FLAIL MOWER



HONDA
ENGINE
OPTION

3 YEAR
VANGUARD
ENGINE
WARRANTY

22x11-8
WHEELS
STANDARD

The Quad-X Commercial Flail Mower is the world's most capable ATV/UTV flail mower, with machines operating in all continents of the world. It is of a different pedigree where every single component has been refined for enhanced performance, reliability and fuel economy. With innovative design and continual improvement over 30 years, this is the ultimate in flail mowing. Developed for commercial users, contractors and hire companies. An energy-efficient evolved rotor with powerful cutting action gives more cuts per minute than any Flail or PRO Flail models for outstanding flail mowing results. This commercial spec mower is designed so that the rotor reduces risk of impact from stones and debris on the ground.

- Cutting widths: 1.3m/4ft 4" & 1.5m/5ft
- Infinite cutting height from 20-200mm to suit various vegetation heights
- Side and rear wheel positioning as standard - NO EXTRAS REQUIRED
- Adjustable offset drawbar to position the machine to suit your particular job
- High speed rotor with grass Y blades for finer chop
- Auto drive engagement
- Optional hammer flails or pressed rush blades for dense vegetation

Options:

16HP
v-Twin
ENGINE
RECOIL

18HP
v-Twin
ENGINE
ELECTRIC

21HP
v-Twin
ENGINE
ELECTRIC

23HP
v-Twin
ENGINE
ELECTRIC

25HP
v-Twin
ENGINE
ELECTRIC



(shown with optional rush blades)





PRO FLAIL MOWER



Designed for impressive results in tough conditions, the Quad-X PRO Flail mowers use the industry's most powerful v-twin engines which are renowned for quality, fuel efficiency and performance to maximise workrates for this style of machine. A special double spiral rotor with maximum impact hammer blades generates impressive cutting action using less fuel, saving money and valuable time.

DEVELOPED FOR ADAPTABILITY AND USABILITY

The Quad-X Flail PRO mower is capable of working in dense vegetation to tackle rushes and bracken but is equally at home topping paddock areas and mulching grassland weeds. The cutting height is easily adjusted without tools to suit various types and heights of vegetation. For hard to reach areas the drawbar can be offset to the left or the right. The PRO Flail is easy to start and easy to use with electric start and simple throttle control thanks to auto drive engagement.

OPTIONS:

- Cutting widths: 1.2m/4ft & 1.5m/5ft
- Double axle 4 wheeled pivot bogie system for wet conditions and rougher ground.
- Break bar for tall material to help feed taller vegetation through the rotor
- Deck Blade to aid in the cutting of vegetation

For intensive use and to maximise work rates in heavier vegetation check out the Power Shredder Mower, the ultimate machine for the most outstanding durability, productivity and performance in dense vegetation.



FLAIL MOWER



The Quad-X Flail Mower is the ideal machine for cutting and mulching grass and weeds in paddocks, fields, park areas and estates and will outperform the competition in rushes and dense vegetation. In this competitive market for this level of machine, Quad-X offers a high performance and affordable machine with heavy duty build.

EXTREMELY ROBUST WITH INDUSTRY LEADING PERFORMANCE

Powerful v-twin engines coupled with super sharp Y blades generate impressive cutting action for this style of machine. The special double spiral rotor design which has been used for years gives optimum cutting performance for this style of machine, and is balanced for optimum smooth rotation, to work to eliminate vibration for quieter operation and longer life of bearings. A rear roller helps to avoid scalping on uneven terrain and acts to roll out what has been cut to leave a clean finish.

OPTIONS:

- Cutting widths: 1.2m/4ft & 1.5m/5ft
- Double axle 4 wheeled pivot bogie system for wet conditions and rougher ground.
- Break bar for tall material to help feed taller vegetation through the rotor
- Deck Blade to aid in the cutting of vegetation
- Optional hammer blades for dense vegetation

To maximise work rates when mulching grass and weeds see the Quad-X Commercial Flail Mower. If you have heavier vegetation and rushes to cut, check out the PRO Flail mower or the ultimate machine for the most outstanding durability, productivity and performance in dense vegetation, the Power Shredder Mower.

WILDCUT MOWERS

With a bulletproof reputation in the industry, these machines are designed to last for years. These mowers are very capable machines and depending on the engine size you choose they can tackle anything from topping light paddocks to working with extremely dense vegetation such as rushes.

FEATURES

Cutting width 1200mm
Hardened swinging blades
Floating deck
Unique inbuilt blade brake system
Adjustable offset drawbar
Infinite cutting height 50-250mm
Machine mounted controls
Super tough drive (not centrifugal clutch)
Briggs and Stratton Engines
Optional momentum dynamo to maintain RPM

**"the Wildcut runs approx
2.5 x FASTER than
a tractor topper"**

APPLICATIONS

Controlling reeds and bracken
Topping grass
Weed control

WILDCUT MEDIUM DUTY

Options:

15x6-6
WHEELS
STANDARD

19x7-8
WHEELS
OPTIONAL



Larger wheel option

Rear wheel extension
kit option

Briggs & Stratton engine options:

12.5 HP
ENGINE
RECOIL

13.5 HP
ENGINE
ELECTRIC

The Medium Duty Wildcut is an ATV mower ideal for topping paddock areas.

An optional wheel extension kit allows for rear wheel positioning.

WILDCUT HEAVY DUTY



19x7-8
WHEELS
STANDARD

Briggs & Stratton engine options:

15.5 HP
ENGINE
ELECTRIC

17.5 HP
ENGINE
ELECTRIC

The Heavy Duty Wildcut mower is suitable for topping areas of overgrown vegetation including light rushes and bracken.

WILDCUT EXTREME DUTY



19x7-8
WHEELS
STANDARD

3 YEAR
ENGINE
WARRANTY

Briggs & Stratton engine options:

16 v-Twin
ENGINE
ELECTRIC

18v-Twin
ENGINE
ELECTRIC

The Extreme Duty Wildcut mower is an extremely impressive ATV topper suitable for mowing in areas of dense overgrown vegetation including rushes, heather, saplings and bracken.

MOST CAPABLE ATV ROTARY MOWER EVER INVENTED
Cuts faster than any flail, using less fuel.

COMPACT ROTARY MOWER



15x6-6
WHEELS
STANDARD

The most versatile ATV finishing mower for mulching lawns and light topping.

- Cutting width approx 1.2m
- Uniquely shaped for tighter turning circle and manoeuvrability
- Twin blades for lawn finish with mulching kit
- Industry leading lift, it can be quickly altered from 19-180mm
- Machine mounted control box for easy to reach throttle control

Briggs & Stratton
engine options:

12.5 HP
ENGINE
RECOIL

13.5 HP
ENGINE
ELECTRIC



GANG
SYSTEM
OPTION

Double and Triple Gang
systems for a cutting width
of up to approx 3.6m to
reduce your cutting time.



STRIMIT



Working closely with customers, Quad-X set out to develop a machine that could take the back ache out of keeping awkward areas tidy. The Strimit saves endless hours of manual labour making it the most efficient machine on the market.

This new invention has been developed for use around trees, under fences and solar panels, along laneways and verges. Designed to fit on any ATV, this novel machine allows the user to keep at a safe distance from any debris, getting the job done from the seat of their ATV.

- Maximum cutting width: 460 mm
- Max offset (to centre of cutting head): 1.3 m
- Height adjustment range: 45 – 195 mm, easy to adjust without tools
- Height adjustable drawbar to suit different towing vehicles
- Hassle free trimmer head, with quick release cord mechanism, to allow you to change cord in the field, without tools
- 7.5HP Briggs & Stratton engine
- Deflector bar protects the deck from contact



SOWERS & SPREADERS

Quad-X sowers and spreaders have **UNIQUE** properties
with impressive **DURABILITY** and ease of use



Pro Spreader with optional extension sides shown

PRO SPREADER RANGE



Shown with optional extension sides

This ground driven quad spreader comes with a 465L capacity hopper offering the lowest fill height. It is ideal for spreading a variety of fertiliser and grass seed.

It is designed with contractors in mind, for frequent use and is extremely durable. The galvanised and hardened polyurethane finish and the use of stainless steel components increase resistance to the corrosive nature of modern fertilisers. It has an extra wide axle for stability and varies track width from the quad for wet conditions.

- Tray tested for accuracy - DESIGNED TO SAVE YOU MONEY EACH USE with accurate spreading to reduce wastage of expensive fertiliser
- Spreading bias adjustment for accuracy
- Galvanised hopper, hardened polyurethane finished frame and stainless steel components for durability
- Capacity 465L with optional extension sides to hold up to 680L
- Lever engagement to easily disengage the spinner while seated

For UTV Pro Spreader see page 62 - equipped with incab controls

ELECTROBROADCASTER



The Electro broadcaster is a high specification spreader designed for more accurate spreading of grass seed, clover, slug pellets and granular fertiliser.

- Universal easy mount system with adjustable height
- Stainless steel & plastic components for durability
- Optional remote shut off control and wiring for tractor / UTV use

PRECISION SPREADER



Quad-X offer the highest quality, most robust sower in its class. This ground driven sower has a 6 bag/320L capacity. It is best suited for light duty applications for use on smallholdings, golf courses and ground maintenance. Suitable for fertiliser, seed and magnesium spreading

- Galvanised frame
- 18x9.5-8 knobby tyres with optional 22x11-8 knobby tyres available
- Large stainless steel dished spinner for corrosion resistance and excellent spread up to 14m
- Optional salt spreading kit available
- Optional tarpaulin cover

TRUE GRIT SPREADER

SUITABLE
FOR WET
SALT

18X9.5-8
TURF TYRE
TREAD

Towed 130L model shown with optional road lights

This commercial spec salt spreader is ideal for spreading damp salt thanks to the feed mechanism continually pushing material forward, irrespective of moisture and consistency. This helps prevent clogging and facilitates an even spread of salt.

- 130L capacity - available as towed or mounted machine on skids
- Optional road lights

50 KG SALT SPREADER

These handy ATV mounted salt spreaders are ideal for use on roads, commercial premises or in car parks.

FEATURES:

- Stainless steel agitator & spinner
- Fits easily to rear ATV rack
- Powered from 12v supply
- Deflector plate reduces spread width making it suitable for treating paths
- UV protected hopper
- Also suits grass seed & fertiliser with removal of deflector plate

300KG SALT SPREADER



The 300kg salt spreader can be towed behind any vehicle with a 50mm tow ball due to the adjustable drawbar height and linkage to level the drawbar. Designed with a specific gearbox with a gearing ratio for better traction in icy conditions.

- Capacity 300kg
- 18x9.5-8 knobby tyres
- Large stainless steel dished spinner for corrosion resistance
- Pre-treated and galvanised frame for durability

22x11-8
WHEELS
OPTIONAL

MUCK SPREADER



Muck Junior model
(5 barrows)



Muck Master model
(8 barrows)

The daily task of mucking out outhouses and stables can quickly become an unwelcome chore. Quad-X has developed a range of Muck Spreaders to help you avoid huge muck piles. It is handy, cost effective and will allow you to spread your own manure, avoiding the need for a contractor.

- Muck Junior: 0.63m³ capacity (5 barrow-fulls), or larger Muck Master: 1.05m³ (8 barrow-fulls)
- 22x11-8 flotation tyres with double bogie wheels standard on Muck Master.
- Galvanised body for durability
- Muck can be shovelled directly into the muck spreader avoiding extra work
- PTO driven model also available for use with compact tractors

FEEDERS

Quad-X



STOCK FEEDERS

Quad-X offer Fixed Spacing and Auto-Drop feeders, both designed to feed livestock quickly and easily, reducing stress on the animals, avoiding trampling of the ground and reducing wastage. Imagine... no more bags and no need for troughs.

- Galvanised hopper for long life
- 22x11-8 flotation tyres
- Adjustable feed piles
- Optional tarpaulin cover with support
- Optional hay rack to keep feed dry (Autodrop model only)

**“take the HASSLE out
of FEEDING your stock.”**

FIXED SPACING MODEL



Shown with optional tarpaulin cover

The 470L ground driven stock feeder distributes feed in piles 6ft apart and lets you adjust the feed rations from approx 1/2 kg to 2kg (depending on feed type).

Equipped with mudguards as standard.

625L
CAPACITY
OPTION

AUTODROP STOCK FEEDER



370L model shown with optional hay rack

Autodrop feeder controller

Market leading ground clearance ideal for rougher ground with a low fill height designed for more stability on slopes with a nudge bar to protect stock. The AutoDrop Stock Feeder is equipped with a sophisticated controller and drop counter which mounts easily on the handlebars or front rack.

Simply set the number of drops needed and the controller counts down automatically to zero, letting you get on with driving safely without having to worry about when to stop it. The drop spacing is dependant on the driving speed.

370L
CAPACITY
STANDARD

550L
CAPACITY
OPTION

CHICK FEEDER 370L



370L
CAPACITY
STANDARD

Tarpaulin cover included

This machine makes feeding chicks an easy one man operation. Simply tow behind an ATV or other vehicle with a 50mm towball to unroll the paper and add the chick feed simultaneously.

- Adjustable feed rate
- Adjustable paper roll holder
- Optional extension sides available up to 520L
- Optional knobby tyres



optional knobby tyres shown



Quad-X
www.quad-x.co.uk

Quad-X
www.quad-x.co.uk

GROUND CARE



ROLLER



Designed for paddocks, playing fields, landscaping and other ground maintenance applications. Manufactured to a contractors' spec from heavy duty material.

- Adjustable weight to ensure precision compaction
- Width options : 1.2m, 1.5m, 1.8m
- Diameter 500mm.
- Removable drawbar for storage

AERATOR



Aerators are used extensively by organic farmers and greenkeepers as they allow surface water to drain, stimulating root growth and encouraging absorption of nutrients into the soil for better grass growth.

The blades are specially designed to allow oxygen to get to the roots which helps to improve growth rates for higher yields and for better grass quality.

- Improves drainage & nutrient uptake for healthier grass
- Aerator has additional weight carriers for heavier soils

CHAIN HARROWS



Quad-X harrows are ideal for grass harrowing, levelling horse arenas, removing moss, seed or bed preparation and horse manure spreading. Suitable for golf courses, beaches, equestrian centres and football pitches.

- Widths: 4ft/1.2m or 6ft/1.8m
- Both sizes are 5ft/1.5m long
- 3 way harrows - Adjustable towing bar position allows for 3 varying levels of intensity of harrowing/levelling
- Towing pin
- 11mm high tensile steel



Options



MENAGE GRADER



Shown with optional crumble roller

This Menage Grader has been developed for a massive improvement in surface conditioning. Quad-X engineers have designed an advanced protruding conditioner that lifts compacted subsurface material and aerates this to the surface.

Standard spec includes:

- 2.4m wide
- Levelling height adjustment
- 14 Heavy duty, high tensile, steel, double sprung and dual prong tines
- Heavy duty castor to protect the blade from damage
- Unique fold up design for easy storage
- High capacity adjustable blade with unique profile for smoothing action
- Optional rear crumble roller with unique 2 section design to assist with drainage and hoof support. (This unique design uses the weight of machine to rest on the rear press for max impact)



Shown with optional crumble roller

FIBRE SURFACE MENAGE GRADER



The Fibre Surface Menage Grader is the perfect tool for levelling and grading synthetic surfaces to eliminate hard spot areas and to improve drainage.

- 2.2m working width
- Adjustable settings for light to heavy grading
- 'S' shaped heavy duty tines deal with the challenge of synthetic material
- Rear crumble roller allows for the compaction and fluffing up of the surface as the machine passes over
- Mainly galvanised finish for durability
- Adaptable for any vehicle with an easy switch between 50mm tow ball hitch and 3 point linkage for tractor mounted use





Quad-X

All Quad-X front mount attachments are
designed **TO MAKE LIFE EASIER**
for you

FRONT MOUNT



MOUNTS



Supermount shown

Get the most out of your quad by adding Quad-X equipment to the front, to help with many tasks such as mucking out, sweeping or feeding housed livestock.

We offer 3 models of Front Mount systems:

BASIC MOUNT

Tube design compatible with the yard scraper only

BASIC ANGLED MOUNT

Compatible with the Yard Scraper, Dozer Blade, Silage Blade and Snow Plough only. To allow for angling left/right

SUPER MOUNT

Compatible with ALL attachments.

The strongest, most versatile front mount system you can buy. It fixes to the underside of almost all ATVs and maximises your ground clearance

For UTV mounts see page 58

LIFT SYSTEMS

All Quad-X front mount systems require a manual or electric lift. Electric lift is easier, quicker and smoother with controls located at the handlebars to lift/lower the attachments while moving. If you want to use the lift for pulling heavier loads or using the front bucket, the ATV winch is recommended.



Electric Lift

Winch 907kg pulling power

Complete with universal mount bracket

May require additional components eg pulleys depending on model of ATV

Manual Lift

Ideal for those on a budget

Compatible with all Quad-X front mount systems



FRONT BUCKET



Perfect for mucking out, moving top soil or sand and a great alternative to using a wheelbarrow.

- Requires Quad-X Supermount system
- Requires Electric Lift
- Tipping mechanism for easy emptying
- 0.9m wide



YARD SCRAPER



A Quad-X ATV scraper is the ideal solution to yard and outhouse upkeep, fitted with heavy duty rubber to prevent damage to surfaces. Optional rubber sides are available for extra protection. The high tensile steel frame is designed for long life. The yard scraper is 1.3m wide and is ideal for getting into narrow areas.

- Requires Quad-X Mount system - Basic, Basic Angled or Supermount system
- Requires lift - manual lift or electric lift



1.3m scraper shown with Supermount system & electric lift

We also offer a wider 1.55m yard scraper, which is suitable for larger ATVs and UTVs.

SILAGE PUSHER



The rotating wheel design allows silage to be moved within reach of the livestock, clearing the passageway. The wheel runs along the ground, rotating as the quad moves forward to collect the loose silage.

- Requires Supermount system
- Requires manual or electric lift (Electric lift recommended)
- Angles left/right to clear both sides of the passage

SILAGE / DOZER BLADE



This versatile attachment is useful for feeding housed livestock. It is spring loaded and easily angled, equipped with a 2-sided rubber blade to protect the floor from damage. This blade can also be used as a dozer blade (rubber not included) to help level out soil or for other tasks around the yard or garden.

- Requires Basic Angled or Supermount system
- Requires manual or electric lift (Electric lift recommended)
- Angles left/right

SWEEPER / ROTARY BRUSH



WIDER
UTV
MODELS

6.5 HP
ENGINE
STANDARD

The Quad-X ATV Sweeper is innovatively designed to make yard upkeep easier. It is recommended for use with 4WD quads of 400cc+. It can clear large areas in no time, ideal for road cleaning after crop removal from field.

- Requires Supermount system
- Hard wearing bristles for long life
- Offsets left and right
- Width: 1.2m
- Outstanding cleaning performance



SNOW PLOUGH

Options

1.2M / 4FT
WIDE

1.5M / 5FT
WIDE

The Quad-X Snow Plough is easily angled left/right (5 positions) to push snow to either side. Adjustable skids and a reversible/replaceable 2 sided blade protect the plough. It is also spring loaded to cushion collisions with obstacles.

1.2m and 1.5m widths available. Optional rubber strip for tarmac areas.

- 1.2m & 1.5m widths
- Requires Supermount or Basic Angled Front Mount system
- Requires manual or electric lift





UTV EQUIPMENT



UTV SUPERMOUNT



Quad-X offers a versatile UTV Supermount System to fit to the underside of your UTV. It is compatible with a range of front mount attachments, such as the Quad-X yard scraper, snow plough and sweeper.

- Gives great ground clearance in rough terrain
- No drilling required to fit the Supermount System
- Once the mount is fitted, accessories can be attached or removed in seconds

Please contact us for details on availability of the Supermount System for UTV Models in the Kawasaki, Yamaha, Polaris, John Deere and Kubota ranges.

ELECTRIC LIFT



The Quad-X electric lift system gives easy, quick and smooth control of the height attachments. The Quad-X winch needs to be fitted to the UTV Supermount System.

A rocker control switch is provided which can be mounted on the dash to give easy access.

SNOW PLOUGH



The Quad-X UTV Snow Plough can be angled left or right (5 positions) to push snow either side. It is spring loaded to cushion collisions with obstacles while adjustable skids give further protection to the UTV snow blade.

Options:

1.5M
WIDTH
OPTIONAL

1.8M
WIDTH
OPTIONAL

YARD SCRAPER



The Quad-X UTV Yard Scraper is the ideal solution to yard and outhouse upkeep saving elbow grease if you currently use a manual scraper, and saving time and hassle compared to a tractor scraper.

- Fitted with heavy duty rubber to prevent damage to surfaces
- 1.55m wide, can be angled left/right in 5 positions
- Optional rubber sides are available for extra protection

230L PRO ELITE PLUS UTV SPRAYER



The Quad-X ATV Sprayer & Boom range (page 6-12) are all suitable for use with your UTV (excluding low pro). The sprayers can easily be set in the rear cargo bed for use.

To make the most of your UTV's loading capacity we offer a 230L mounted sprayer. This model is equipped with the Quad-X Superpump, with a 4 chamber pump for more pressure and finer droplets. This fully submersible pump carries an unrivalled 3 year parts warranty. Like the other Pro Spray Elite Plus models this sprayer also features a pressure gauge & return agitation.

- High capacity 'Superpump' suitable for spot and boom spraying
- Lockable aluminium hand lance with a high-flow nozzle & 5m hose
- UV protected, heavy wall tank for durability, with clips to hold hand lance in place
- Pressure gauge and pressure control
- Optional skids to allow for easy boom mounting and easy lifting of tank with fork toes

WE ALSO OFFER A SPECIAL FRAME FOR 60 & 100L TANKS TO SECURE IN CARGO BED

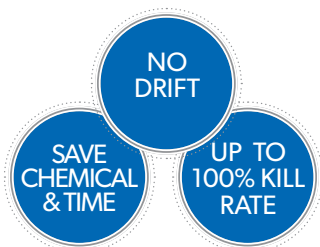
5.5 HP
ENGINE
OPTIONAL

3M UTV WEED WIPER



Quad-X offer a 3m Weed Wiper suitable for towing behind a UTV, 4x4 or tractor. This wider towed model allows for quicker treatment of weeds.

- Equipped with all the innovative features and options of the 2.4m Quad-X weed wipers (see page 13 & 14)
- Contra-rotating long fibre rollers to apply the chemical to the underside of the weed for faster kill
- Dual rollers rotate in opposite direction for better chemical application & weed kill and less drips
- Available in 3 models
 - Xterminator™ 2 - double roller system with manual chemical application
 - Wipeout™ 2 - double roller system with automatic weed detection & chemical application
 - Wipeout™ 2 Elite - all the features of the Wipeout™ 2 with advanced chemical injection system to allow for automatic dilution and easier chemical changes



UTV PRO SPREADER



Shown with 680L extension sides

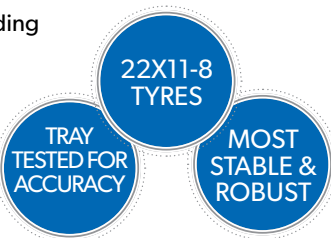
Quad-X offer a high spec commercial sower for use behind an UTV or 4x4 with incab controls. Designed to be the most robust and durable in its class

- Frame is developed to be 85% stronger than other ATV sowers
- Stainless steel components & 7 stage finishing process with galvanised hopper for durability
- Extra wide axle & low fill height for stability
- Flotation tyres ideal for soft ground
- 465L/680L capacity to hold up to 12 bags
- Ground driven with unrivalled spread width of up to 50ft
- Spinner easily disengaged for travel
- Designed and tray tested for accurate spreading

Did you know?

If you spread 10 tonne of fertiliser a year with a cheaper machine with reduced accuracy you could be wasting up to 30% of your fertiliser. This will cost you £1950* a year.

*based on cost of £650/tonne



INVENTED, DESIGNED & BUILT WITH YOU IN MIND

With almost 30 years' experience in developing innovative solutions for the farming community, Quad-X design and manufacture their expanding range of machinery developed for use in agricultural, equestrian, amenities and landscaping sectors.

Teamed with a policy of continual improvement, the latest design packages and production machinery, the result is a range of machines that can outperform the competition and exceed customers' expectations.



Key Reasons to pick Quad-X:

1 Based in Northern Ireland, UK

No Brexit Fees

Based in N Ireland, which has special EU status means Quad-X can sell to EU countries with no additional fees or paperwork.

High performance machines.

Unlike many imported machines, the Quad-X range has been developed to tackle some of the toughest conditions that Ireland and UK can throw at it. Famed for its ample rainfall and subsequent heavy vegetation, Quad-X is ideally located in Northern Ireland to build and test the most high performance machines.

Quick delivery times & Local Support!

Why not support a local manufacturer, sourcing components locally, committed to helping local customers!

3 Innovation

Innovation is in our DNA.

The relentless attitude of our engineering and technical team results in the development and manufacture of the best machines. Our enthusiastic team of engineers are among some of the brightest young minds in the industry. Using the latest computer software and simulation technology, Quad-X aim to remain at the forefront of innovation.

2 In-house design and manufacture

Sales and technical support.

Pick up the phone and speak directly to our customer service team, or to one of the Quad-X in-house engineers, directly involved in the development of our machines.

Spare parts back-up.

With parts held for manufacture, Quad-X can offer excellent spare parts back-up.

Policy of continual improvement.

The team at Quad-X endeavour to incorporate new technologies where possible. We value the opinion of each and every customer and endeavour to use this feedback to further improve upon designs to ensure that we continue to exceed expectations.

DEALER STAMP:

Visit our website for more information on our extensive range and to view video clips of our machinery in action. Register online to receive exclusive special offers and product updates.

www.quad-x.com

UK: 028 2587 2800 ROI: 048 2587 2800 INTL: 0044 (0) 28 2587 2800

Email: info@quad-x.com

37 Carnearney Rd, Ahoghill, Ballymena. Co Antrim BT42 2PJ Northern Ireland



Follow us on Twitter!
[QuadXmachinery](#)



Find us on Facebook!
[QuadXmachinery](#)



Follow us on Instagram
[Quadx_machinery](#)



Suscibe to us on YouTube
[QuadXmachinery](#)

When operating any Quad-X equipment and especially in conjunction with an ATV or Utility Vehicle, always ensure that you or your staff:

- Are properly trained in the safe operation of the equipment being used.
- Are wearing appropriate safety and protective clothing for the work being carried out – consult HSE guidelines if unsure.
- Consult vehicle owner manuals for loading weights and towing capabilities.
- Adhere to the Quad-X owner's manuals' instructions before use and adhere to the maintenance schedule.

In line with our policy of continuous product development, Quad-X reserve the right to alter the specifications of products at any time without prior notice.