

# Quad-X

INVENTED, DESIGNED AND BUILT IN THE UK

## 2018 PRODUCT GUIDE



**WEED CONTROL**



**SOWERS & SPREADERS**



**TRAILERS**



**GROUND CARE**



**MOWERS**



**WEED WIPERS**



**STOCK FEEDERS**



**FRONT MOUNT ATTACHMENTS**



**UTV EQUIPMENT**



COPYRIGHT 2017 QUAD-X (BLANEY GROUP)  
ALL RIGHTS RESERVED / PRINTED IN THE UK  
[WWW.QUAD-X.COM](http://WWW.QUAD-X.COM)

## WEED CONTROL

Quad-X Superpump	6
Eco Spray	6
Pro Spray	7
Low-Pro Spray	7
Pro Spray Elite Plus	8
135L Pro Spray Elite Plus	8
230L Towed Sprayer	9
230L Towed Water Bowser	9

## BOOMS

Domestic Broadcast Boom	10
Domestic Boom	10
Commercial Boom	11
Widespray Boom	11
Anti-drift Boom	12
Precision Booms	12

## WEED WIPERS

Xterminator 2™	13
Weed Wipeout 2™	14
Weed Destroyer	16
Weed Comb	16

## TRAILERS

5 x 3'3" Folding Sided Stock Trailer	18
5 x 3'3" Full Sided Stock Trailer	18
General Purpose 7' x 4' Trailer	19
Log Trailer	19
Plastic Tipping Trailers	20
Mechanical Tipping Trailer	21
Basic Tipping Trailer	21
Dump Trailer	22
Bale Transporter	23
Golf Buggy / ATV Trailer	23
Trailer Kits	24
Wheelbarrows	24

## MOWERS

Wildcut™ Mower - Medium Duty	26
Wildcut™ Mower - Heavy Duty	27
Wildcut™ Mower - Extreme Duty	27
Power Shredder™	28
Flail Mower	30
Compact Rotary Mower	31
Strimit	31

## SOWERS & SPREADERS

Seeder & Electrobroadcast	34
Precision Spreader	34
Pro Spreader Range	35
True Grit Salt Spreader	36
50kg Salt Spreader	36
300kg Salt Spreader	37
Muck Spreaders	37

## FEEDERS

Fixed Spacing Stock Feeder	40
Auto-Drop Stock Feeder	41
Chick Feeder	41

## GROUND CARE

Roller	44
Aerator	44
Menage Grader	45
Chain Harrows	45

## FRONT MOUNT ATTACHMENTS

Mounts	48
Lift Systems	48
Front Bucket	49
Yard Scraper	49
Snow Plough	50
Silage Pusher/Dozer Blade	51
Power Sweeper	52

## ACCESSORIES

High Grip Rack Cover	54
Dog Pad	54
Hand Muffs	55
Indicator Kits	55

## UTV EQUIPMENT

UTV Supermount	58
Electric Lift	58
Snow Plough	59
Yard Scraper	59
230L Pro Elite Plus UTV Sprayer	60
3m UTV Weed Wiper	61
UTV Cabs and Doors	62





# WEED CONTROL

All Quad-X sprayers are **WELL DESIGNED** and made to a commercial standard using precision components for less harmful drift and reduced chemical use and costs



## SUPERPUMP



The Quad-X Superpump is fitted to the Eco, Pro, Pro Elite Plus and Low-Pro models. This pump creates more pressure for finer droplets and more accurate coverage, saving you valuable chemical and preventing drift.

- Auto cut-out switch
- 4 chamber pump creates a greater and more steady pressure, giving less wastage
- Fully submersible
- Produces greater jet spray distance with hand lance

Options:

HIGH  
CAPACITY  
8 LPM

HIGH  
CAPACITY  
12 LPM

HIGH  
CAPACITY  
18 LPM

**Proven to  
REDUCE drift  
& SAVE you  
chemical.**



## ECO SPRAY



100L Eco Spray shown  
with optional straps

Size Options:

60L  
CAPACITY  
TANK

100L  
CAPACITY  
TANK

The Eco Spray is Quad-X's most cost effective sprayer suitable for boom spraying. (boom is optional extra)

- High capacity 'SUPERPUMP' suitable for spot and boom spraying
- Easy to use plastic hand lance with high flow nozzle & 2m hose
- Drain bung for easy removal of tank contents



## PRO SPRAY



Size Options:



The Pro Spray is our most popular model ideal for frequent users. Thanks to its accuracy and superior hand lance, the Pro Spray has less drift, making it more environmentally friendly.

- High capacity 'SUPERPUMP' for spot and boom spraying
- UV protected tank with heavier wall thickness
- Lockable aluminium hand lance with high-flow nozzle (goes from single jet to 2m spread) & 5m hose.
- Drain bung for easy removal of tank contents
- Clips to hold hand lance securely to rear of tank when not in use

## LOW-PRO SPRAY



Specially designed with a low centre of gravity making it safer to use on slopes.

- High capacity 'SUPERPUMP' suitable for spot and boom spraying
- UV protected tank with heavier wall thickness
- Lockable aluminium hand lance with high-flow nozzle & 5m hose.
- 'Superpump' suitable for spot and boom spraying
- Pressure gauge
- 2 litre on board fresh water hand rinse tank
- Internal baffle to reduce the dangerous effect of liquid surge on rough ground or while travelling
- Drain bung for easy removal of tank contents
- Return agitation

## PRO SPRAY ELITE PLUS



100L Pro Spray Elite Plus  
shown with optional  
straps

Options:

60L  
CAPACITY  
TANK

100L  
CAPACITY  
TANK

Based on the Pro Spray model with all its features & more!

- Pressure gauge and pressure control
- Quick release valve for easy boom connection and removal
- Return agitation system
- Foot filter
- Equipped with high capacity 12lpm 'SUPERPUMP' suitable for spot and boom spraying

## 135L PRO SPRAY ELITE PLUS



135L  
CAPACITY  
TANK

Ideal for those with larger ATVs and utility vehicles. Based on the Pro Spray Elite Plus model, thanks to its accuracy and superior aluminium hand lance with high-flow nozzle the 135L Pro Spray Elite Plus has less drift and is therefore more environmentally friendly and ensures effective and accurate spot spraying.

- High capacity 12lpm 'Superpump' fitted under the tank increasing efficiency
- Cone shaped tank at bottom so full contents of the tank are always used
- Ratchet straps included



## 230L TOWED SPRAYER

230L Towed Sprayer with  
11ft Anti-drift boom shown



230L  
CAPACITY  
TANK

This 230L Towed Sprayer is suited to any vehicle with a 50mm tow ball and is equipped with a 12v Quad-X Superpump or larger engine driven pump. It has an aluminium handlance for spot spraying and any of the Quad-X ATV Booms are compatible with this sprayer, making it an ideal system for boom spraying. When fitted with the Quad-X Booms it is ideal for disinfecting applications eg poultry units. The towed sprayer is strengthened for off road applications.

- UV protected tank with heavier wall thickness
- Lockable aluminium handlance
- High capacity 12lpm 'SUPERPUMP' suitable for spot and boom spraying
- Pressure gauge and return agitation system
- Variable draw bar heights to suit any vehicle
- Optional self-fill with suction filter
- Optional swan-neck control box to be reached from the ATV

Options:

18x8.5-8  
WHEELS  
STANDARD

20x8-10  
WHEELS  
OPTIONAL

22x11-8  
WHEELS  
OPTIONAL

UP TO  
30m HOSE  
OPTION

5.5 HP  
ENGINE  
OPTIONAL  
WITH 27LPM  
PUMP

12 V  
PUMP  
3/4" OUTLET

## 230L WATER BOWSER



Ideal for watering livestock, plants & trees.

Equipped with 6m of 50mm diameter gravity outlet hose. Manual fill as standard.

Options include: 5.5 hp engine with 27L/min pump, self fill kit & pumped 3/4" outlet @27l/min.

## BOOMS

\*\*\*\*\*  
MADE  
IN THE UK  
ALWAYS THE  
BEST

The Quad-X spray boom range allows you to choose the spray width that best suits your job to **MAXIMISE** the use of your sprayer.

We offer booms to suit all budgets and requirements. All come equipped with mount systems for easy fitting and a handy tap to switch between spot spraying and boom spraying.

All commercial, wide spray, precision and anti drift models meet the sprayer regulations for agricultural and amenity use.

### DOMESTIC BROADCAST BOOM



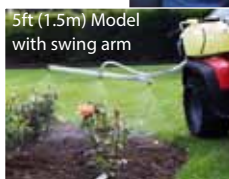
Basic Boom for fast coverage, suited to no wind conditions

- Single nozzle 4m left or right sided spray or 8m twin nozzle spray width
- Easily attached to your quad

### DOMESTIC BOOM

The domestic booms are ideal for work around the home or garden, equipped with precision nozzles for accurate spraying. If you are using a boom for agriculture or commercial use, we recommend the other booms in the Quad-X range. (see pg 11-12)

- Precision nozzles for accurate spraying. Sprays larger droplets, which are less likely to be affected by the wind.
- Adjustable height
- Optional hedgerow swing arm to set the 5ft (1.5m) boom out to the side of your ATV rather than directly behind



## COMMERCIAL BOOM



x6  
ANTI DRIP  
NOZZLES

Model with optional hedge nozzles shown, with powder coated finish with 100L Pro Spray

This impressive commercial boom is ideal for users with a versatile number of applications. It is strong and robust to provide many years of service with continuous use.

9'6"/2.9M  
SPRAY  
WIDTH

- Quick height adjustment
- Stainless steel wings can lift vertically to do ditches, embankments and higher hedges. Wings fold up for vertical transport & storage position.
- Unique breakback friction plates (folds back if hits object)
- Nozzles can be shut off in 2 sections
- Each precision nozzle has its own filter
- Galvanised finish or hardened polyurethane finish optional
- Optional hedge nozzles for field margins.

## WIDE SPRAY BOOM



6'8" Model shown with  
60L Pro Elite Plus

ANTI DRIP  
NOZZLES



12' Model shown with  
60L Pro Elite Plus

Options:

6'8" /2M  
SPRAY  
WIDTH

12' /3.6M  
SPRAY  
WIDTH

The corrosion proof Widespray alloy boom is for the budget user.

- Lightweight for easy handling
- Equipped with turbo nozzles each with its own filter
- Easy fit mount system for quick release
- 12ft model folds up for transport & storage
- Optional hedgerow swing arm to set the 6'8" (2m) boom out to the side



## ANTI-DRIFT BOOM




11ft model shown with  
100L Pro Spray

x7  
ANTI DRIP  
NOZZLES

The Quad-X anti-drift boom is equipped with a unique break back outer section to avoid damage upon collision and for easy fold-up.

- 3.35m (11ft) spray width
- Galvanised anti-drift cover provides shelter from the wind
- Outer wings spring back to reduce damage caused by collisions
- Steel mount system with hardened polyurethane finish for strength
- Each precision spray nozzle has its own filter
- Adjustable height
- Multiple cut off position model available to spray with an individual wing

## PRECISION BOOM



5' Model shown with  
hedgerow swing arm

Options:

5' / 1.5M  
SPRAY  
WIDTH

11' / 3.4M  
SPRAY  
WIDTH

16' / 4.9M  
SPRAY  
WIDTH



5' Model shown with 60L Pro Spray



11' Model shown folded up  
with 100L Pro Elite Plus

These booms are equipped with Anti-Drip nozzles for more accurate spraying.

- Made from corrosion proof alloy
- Anti-Drip precision nozzles for accurate spraying
- Each spray nozzle has its own filter
- Easy fit mount system for quick release and adjustable height
- Optional hedgerow swing arm to set the 5' (1.5m) boom out to the side
- Multiple cut off position model available to spray with an individual wing

## WEED WIPERS

\*\*\*\*\*  
**MADE  
IN THE UK**  
ALWAYS THE  
BEST

Quad-X have revolutionised chemical application technology and are market leaders with our extensive range of innovative herbicide applicators designed for massive savings in time, money and chemical.

Unlike boom spraying, the Quad-X herbicide applicators treat only the weeds giving faster kill rates while saving chemical without stunting the grass and clover growth. Quad-X have developed a range of revolutionary weed wipers to deal with the toughest of weeds in an eco sensitive way reflecting concern for conservation and preservation of wildlife habitats.

### FEATURES

Total width of machines is 8ft (2.4m)

Absorbent long fibre synthetic rollers - for less drips & optimum chemical retention & application

Contra rotating rollers apply the chemical to the sensitive underside of the weed giving a more efficient and faster kill rate

Knobby 22x11-8 flotation tyres for soft / wet ground

A huge height range; they can be adjusted from 140mm – 380mm

Unique drawbar design so the roller is first to come into contact with weeds after the towing vehicle (weeds aren't knocked down by drawbar)

*New 3m model available - see page 61*

### OPTIONS

Handlance kit

60L or 100L tank

Wiring kit  
& pressure control  
Spring Assisted Lift  
& Jockey Wheel

***“innovation  
at its very  
BEST”***

## XTERMINATOR 2™



Xterminator 2 complete  
with optional 60L tank  
& spring assisted lift

The Quad-X Xterminator 2™ has all the features of the Wipeout 2™ however, instead of the automatic chemical application system it is manual application so the user controls the chemical application.

Options:

60L  
CAPACITY  
TANK

100L  
CAPACITY  
TANK

SPRING  
ASSISTED  
LIFT  
OPTIONAL

BOUT  
MARKER  
OPTIONAL

# WEED WIPEOUT 2™

The Wipeout 2™ is 2nd generation patented wiping technology offering massive savings on chemical over any conventional system and is ideal for environmentally sensitive areas where boom spraying is not appropriate.

## FEATURES

### **Automatic weed detection & chemical application system**

The weed detection system automatically activates the system to apply the optimum amount of chemical to the rollers, only when weeds are present, leaving you free to concentrate on driving, while saving chemical.

Unique chemical control system to regulate chemical application rates for different weed densities.

New wireless control system

### **Innovative dual, contra rotating long fibre rollers for maximum kill & minimum drips**

Dual rollers (Xterminator 2™ & Wipeout 2™ Models) rotate in opposite directions for optimum chemical application - for quicker kill

- 1<sup>st</sup> roller lifts the weed leaf and applies chemical to the sensitive underside for faster kill rates
- 2<sup>nd</sup> roller acts to separate out clumps of weeds for better application

### **Unique Atomisation Technology for better chemical application**

Quad-X has pioneered a process of unique atomisation technology where chemical is applied in the form of a micro-bubble which attaches itself to the open fibre roller without bursting.

Upon contact with the weed the micro-bubbles burst and provide better stem coverage than the standard chemical film approach.



Wipeout 2™ complete with spring assisted lift & 60L tank



## WEED WIPEOUT 2™

**“ REDUCE your chemical costs  
by up to 97% compared  
to boom spraying ”**



Wipeout 2™ complete with spring assisted lift & 60L tank

Wipeout 2™ is the world's most intelligent weed wiping system

### ENHANCED FEATURES

Wipeout 2™ technology reduces chemical usage by 85% to 97%

New tank retaining system and new remote radio frequency controller to avoid risk of accidental damage

Improved frame design for extra strength, yet more lightweight

Improved design for maintenance to reduce service time  
No need for tools for service checks

Spring assisted lift for easy height adjust

SAVE  
CHEMICAL  
& TIME

UP TO  
100% KILL  
RATE

### OPTIONS

- Handlance kit - Jockey wheel - Bout marker
- 60L or 100L tank with pressure gauge & pressure control
- Wiring kit + pressure control if using an existing sprayer tank

## WEED DESTROYER



Weed Destroyer complete with 60L tank & optional tank mount

### Options:

60L  
TANK  
OPTIONAL

While this is the most simple model in the Quad-X range of weed wipers it still has a lot of impressive features to offer.

- Single contra-rotating roller lifts the weed up and applies the chemical to the sensitive underside of the leaf for faster kill rates
- Manual chemical application system
- Drawbar can be offset (3 positions)
- Optional tank mount
- Optional 60L or 100L tank

## WEED COMB



Bristle type roller system to comb through weeds such as brambles or thorns.



# TRAILERS



All Quad-X trailers are **ROBUST** and built to last; designed, built and tested by industry leading engineers





## 5 x 3'3" FOLDING SIDED STOCK TRAILER



5x3'3 folding sided trailer with lamb partition and ramp and integral swing door shown

### FEATURES

- Pre-treated & galvanised for durability
- Choose from swing or ramp door option
- Pressed strengthened sides
- Treated wooden floor - high grip design
- Knobby off road 22x11-8 flotation tyres
- Sloped sides to prevent ewes escaping
- Feet on rear door for easy lifting of the ramp door after loading / unloading

### OPTIONS

- 3 position partition - can be stored at front of trailer

- Ramp with integral swing door

- Aluminium floor for extra strength

- Mud guards

Options:

FULLY  
ADJUSTABLE  
GATE INSIDE  
OPTIONAL

RAMP &  
INTEGRATED  
SWING DOOR  
OPTIONAL

## 5 x 3'3" FULL SIDED STOCK TRAILER



The 5x3'3" solid sided stock trailer is ideal for off road use and boasts most of the features and options listed above.

7x4 trailer can be used as a stock trailer too!  
See page 19



## GENERAL PURPOSE 7' X 4' TRAILER



7'x4' General Purpose trailer with removable mesh extension sides, optional flotation tyres and road lights

### Options:

LAMB  
PARTITION  
OPTIONAL

ALUMINIUM  
FLOOR  
OPTIONAL

Fitted with mudguards, suspension, lights and wide road type tyres. It is equipped with a 50mm towball hitch for towing behind you ATV, utility vehicle, car or 4x4. A drive on ramp allows for easy transportation of your quad / lawnmower.

- Corrosion proof galvanised finish
- Treated wooden floor for long life
- Mudguards, suspension & lights
- Available in half sided model or with removeable mesh extension sides



## LOG TRAILER



Pro model with crane and electric winch shown



This specially designed log trailer is the perfect solution for moving timber in sensitive or awkward sites, minimising damage to growing trees. For use with an ATV, UTV or compact tractor.

- Carries logs up to 4m long
- Bogie axle for use over rough terrain
- Adjustable wheelbase positioning - can be shortened for better manoeuvrability around trees and tight spaces
- Optional extension sides

### Options:

CRANE  
HOISTING  
DEVICE  
OPTIONAL

ELECTRIC  
WINCH  
OPTIONAL




# PLASTIC TIPPING TRAILERS



240L, 300L, 360L and 500L models shown

360L with wheel upgrade shown

## Options:



Designed to be lightweight and versatile and making your jobs around the farm, stables and garden easier.

The body of the trailer has been manufactured from high density plastic making it strong and sturdy.

- 240L, 300L, 360L & 500L capacity versions available
- Easy tip design ensures reduced lifting effort to tip
- Greasable wheel bearings - made to last



- 240L, 300L & 360L fitted with 15x6-6 turf tyres as standard with optional 18x9.5-8 knobby tyre upgrade
- 500L fitted with 19x7-8 quad type tyres as standard with optional 22x11-8 knobby tyre upgrade
- Standard with 50mm hitch wheel option



500L model shown



## MECHANICAL TIPPING TRAILER



Using high-tech computer FE analysis this tipping trailer has a lightweight chassis yet with maximum strength for hauling heavier loads and increased life. The lifting mechanism provides positive lifting and lowering and lifts to just before balancing point. You can use your weight to push-down on the lever to lift the body, making it easier to tip.

- Pre-treated & galvanised for long life
- Press strengthened sides
- Knobby flotation tyres 22x11-8
- Dimensions: 1450 x 1000 x 450mm
- Removable rear door for easy removal of contents and for cleaning
- Optional extension sides - solid or mesh

350KG  
CAPACITY

EXTENSION  
SIDES  
OPTIONAL

## BASIC TIPPING TRAILER



This tipping trailer is designed for lightweight use around the home or garden. More heavy duty than any garden style trailer.

- Steel fabrication for strength
- Removable rear door

Options:

15x6-6  
WHEELS  
STANDARD

18x9.5-8  
WHEELS  
OPTIONAL

# DUMP TRAILER


Engineered for strength and durability, with farmers, groundcare contractors, landscapers, amenities and equestrian customers in mind.

- Developed for use with larger ATVs and utility vehicles or compact tractors
- Pivot bogie suspension allows for easier towing over uneven terrain
- Knobby flotation tyres make it suitable for wet conditions (22x11-8)
- Swivel hitch for safety
- Body has been designed for maximum strength using alloy material to keep weight to a minimum
- Greasable bushes are used for long life
- Trailer design creates less drag when tipping a large load
- Jockey wheel
- Automatic door open/close system for quick and easy tipping
- 750L and 1000L capacity models
- Tipping options include
  - hand pump manual tip, electric hydraulic tip for tipping at the push of a button & hydraulic tip for compact tractor



1000L model shown

Tipping Options:





## BALE TRANSPORTER



Bale Transporter with double bogie option & manual winch shown

Ideal for transporting silage, hay, haylage and straw bales. Fitted with 22x11-8 flotation tyres it is handy for bringing bales in from the field and moving them around even in wet conditions.

It has been well balanced to reduce the weight on your drawbar. It can be easily positioned by hand when loaded with a hay bale. The unique design helps prevent the quad rear wheels lifting during loading. The clamping arms are designed to minimise wrap damage during transportation.

- Galvanised finish
- Manual or electric lift
- Single axle or double bogie

## GOLF BUGGY / ATV TRAILER



This lightweight trailer is designed especially to make loading and off loading your vehicle simple, easy and fast. This Golf Buggy Trailer is galvanised with a unique pivot body, correctly balanced to allow for gentle loading and off loading your vehicle.

- Galvanised for durability
- Lightweight - trailer can be moved manually
- Balanced for gentle loading
- Optional Jockey wheel



## TRAILER KITS



TOW  
HITCH  
OPTIONAL

Trailer kits include: Rims, Tyres, Stub Axles, Hubs

### Wheel Sizes

- 22x11-8 wheels
- 20.5x8-10 wheels
- 15x6-6 wheels

### Stub Axle

- High strength rugged stub axles with a PCD of 4"

Optional  
Suspension Unit Sizes  
500kg or 750kg

## WHEELBARROWS



360L shown



240L shown



360L shown

Options:

240  
LITRE  
CAPACITY

360  
LITRE  
CAPACITY

- Twin wheels for stability
- Galvanised frame for durability
- Tipping body
- Lightweight and easy to manoeuvre
- Easy to clean high density plastic

# MOWERS

All Quad-X mowers show the best of British  
**INNOVATION**; proven to outperform  
expectations





## WILDCUT MOWERS

With a bulletproof reputation in the industry, these machines are designed to last for years. These mowers are very capable machines and depending on the engine size you choose they can tackle anything from topping light paddocks to working with extremely dense vegetation such as rushes.

### FEATURES

- Cutting width 1200mm
- Hardened swinging blades
- Floating deck
- Unique inbuilt blade brake system
- Adjustable offset drawbar
- Infinite cutting height 50-250mm
- Machine mounted controls
- Super tough Clutch (not centrifugal)
- Briggs and Stratton Engines
- Optional momentum dynamo to maintain RPM

**"the Wildcut runs approx  
2.5 x FASTER than  
a tractor topper"**

### APPLICATIONS

- Controlling reeds and bracken
- Topping grass
- Weed control
- Mowing dense vegetation

## WILDCUT MEDIUM DUTY



Briggs & Stratton engine options:

12.5 HP  
ENGINE  
RECOIL

13.5 HP  
ENGINE  
ELECTRIC

The Medium Duty Wildcut is an ATV mower ideal for topping paddock areas.

An optional wheel extension kit allows for rear wheel positioning.



## WILDCUT HEAVY DUTY



19x7-8  
WHEELS  
STANDARD

Briggs & Stratton engine options:

15.5 HP  
ENGINE  
ELECTRIC

17.5 HP  
ENGINE  
ELECTRIC

The Heavy Duty Wildcut mower is suitable for topping areas of overgrown vegetation including light rushes and bracken.

## WILDCUT EXTREME DUTY



19x7-8  
WHEELS  
STANDARD

Briggs & Stratton engine options:

16v-Twin  
ENGINE  
ELECTRIC

18v-Twin  
ENGINE  
ELECTRIC

The Extreme Duty Wildcut mower is an extremely impressive ATV topper suitable for mowing in areas of dense overgrown vegetation including rushes, heather, saplings and bracken.

3 YEAR  
ENGINE  
WARRANTY

## POWER SHREDDER™

4ft Power Shredder™ with optional double bogie shown



Power Shredder™ technology was invented by Quad-X and we have remained at the forefront of optimising low horse power requirement, light weight machines that give the unrivalled power shredder™ fine chop.

Designed and developed to give outstanding performance in extremely dense vegetation and gives a more effective result than any flail. Reach the wet/soft and steep areas that your tractor can't.

With the Power Shredder™ running in excess of 1000rpm more than a tractor flail, this high speed combined with a specially developed 'High Flow' rotor can achieve remarkable results in vegetation up to 6ft (1.8m) in height.

Capable in tough areas of dense heather or 5/6ft bull rushes/reeds, which has become commonplace in wetland areas.

The Quad-X Power Shredder™ equipped with special rush blades as standard allows you to cut in heavy dense material such as rushes, or in areas of bracken or heather.

Results achieved using the Quad-X Power Shredder™ in dense rushes



Briggs & Stratton engine options:

16HP  
V-Twin  
ENGINE  
RECOIL

16HP  
V-Twin  
ENGINE  
ELECTRIC

18HP  
V-Twin  
ENGINE  
ELECTRIC

23HP  
V-Twin  
ENGINE  
ELECTRIC

## FEATURES

- Power Shredder™ technology ensures a unique rotor design and blade set up for impressive results
- Specially designed rush blades to shred the vegetation
- Extra high cutting height from 30-250mm to allow you to work with tall vegetation
- Adjustable offset drawbar
- Debris guards for maximum rider protection
- By using 3-D finite element analysis on the deck we have been able to design the mower for maximum strength and minimum weight, making it easier to tow and reducing tyre indentation on the ground surface

22x11-8  
WHEELS  
STANDARD

DOUBLE  
BOGIE  
OPTIONAL



## OTHER OPTIONS:

- Double axle 4 wheeled pivot bogie system available for wet conditions and rougher ground.
- Break bar for tall material to help feed taller vegetation through the rotor
- Rear roller
- Cutting widths: 1.3m/4ft 4" & 1.5m/5ft





# FLAIL MOWER



The Quad-X Flail mower is designed to be more robust than any other flail mower available and to pulverise vegetation cutting it into small pieces for faster decomposition. It is capable of dealing with overgrown areas of grass and light weeds.

- Infinite cutting height from 20-200mm to suit various vegetation heights
- Side and rear wheel positioning as standard - NO EXTRAS REQUIRED
- Adjustable offset drawbar to position the machine to suit your particular job
- By using 3-D finite element analysis on the deck we have been able to design the mower for maximum strength and minimum weight, making it easier to tow and reducing tyre tracks on the ground surface
- Debris guards for maximum rider protection
- High speed rotor with grass Y blades for finer chop
- Auto drive engagement
- Cutting height 1.3m with optional 1.5m cutting width
- Optional pressed rush blades for dense vegetation

Options:

16HP  
v-Twin  
ENGINE  
RECOIL

16HP  
v-Twin  
ENGINE  
ELECTRIC

18HP  
v-Twin  
ENGINE  
ELECTRIC



(shown with optional rush blades)



## COMPACT ROTARY MOWER



15x6-6  
WHEELS  
STANDARD

Briggs & Stratton  
engine options:

12.5 HP  
ENGINE  
RECOIL

13.5 HP  
ENGINE  
ELECTRIC

The most versatile ATV finishing mower for mulching lawns and light topping.

- Cutting width approx 1.2m
- Uniquely shaped for tighter turning circle and manoeuvrability
- Twin blades for lawn finish
- Industry leading lift, it can be quickly altered from 19-180mm
- Machine mounted control box for easy to reach throttle control
- Optional mulching kit for an extra fine cut

## STRIMIT

50MM  
BALL  
HITCH



15x6-6  
WHEELS  
STANDARD

Working closely with customers, Quad-X set out to develop a machine that could take the back ache out of keeping awkward areas tidy. The Strimit saves endless hours of manual labour making it the most efficient machine on the market.

This new invention has been developed for use around trees, under fences and solar panels, along laneways and verges. Designed to fit on any ATV, this novel machine allows the user to keep at a safe distance from any debris, getting the job done from the seat of their ATV.

- Maximum cutting width: 460 mm
- Max offset (to centre of cutting head): 1.3 m
- Height adjustment range: 45 – 195 mm
- Height adjustable drawbar to suit different towing vehicles
- Hassle free trimmer head, with quick release cord mechanism, to allow you to change cord in the field, without tools





Quad-X sowers and spreaders have **UNIQUE** properties with impressive **DURABILITY** and ease of use



# SOWERS & SPREADERS



Pro Spreader with optional extension sides shown



## SEEDER & ELECTROBROADCASTERS



The Quad-X Seeder is capable of spreading a wide variety of seeds for those on a budget. The Electro broadcaster is a high specification spreader designed for more accurate spreading of grass seed, clover, slug pellets and granular fertiliser.

- Universal easy mount system with adjustable height
- Stainless steel & plastic components for durability
- Optional remote shut off control and wiring for tractor / UTV use

## PRECISION SPREADER



Quad-X offer the highest quality, most robust sower in its class. This ground driven sower has a 6 bag/320L capacity. It is best suited for light duty applications for use on smallholdings, golf courses and ground maintenance.

- Suitable for fertiliser, seed and magnesium spreading
- 18x9.5-8 knobby tyres
- Large stainless steel dished spinner for corrosion resistance and excellent spread up to 14m
- Optional salt spreading kit available



## PRO SPREADER RANGE



This ground driven quad spreader comes with a 350L capacity hopper offering the lowest fill height. It is ideal for spreading a variety of fertiliser and grass seed.

It is designed with contractors in mind, for frequent use and is extremely durable. The galvanised and hardened polyurethane finish and the use of stainless steel components increase resistance to the corrosive nature of modern fertilisers. It has an extra wide axle for stability and varies track width from the quad for wet conditions.

- Spreading bias adjustment for accuracy
- Galvanised hopper, hardened polyurethane finished frame and stainless steel components for durability
- Capacity 350L (optional extension sides to hold up to 500L or 600L)
- Optional lever engagement to easily disengage the spinner while seated
- Optional extension sides to hold up to 500L or 600L

Extremely low fill height...  
50kg bags - no problem!

22x11-8  
WHEELS  
STANDARD



## TRUE GRIT SPREADER



Towed 130L model shown

This commercial spec salt spreader is ideal for spreading damp salt thanks to the feed mechanism continually pushing material forward, irrespective of moisture and consistency. This helps prevent clogging and facilitates an even spread of salt.

- Towed: 130L, 400L
- Mounted: 250L, 400L, 600L suitable for use on pick up trucks

## 50 KG SALT SPREADER



These handy ATV mounted salt spreaders are ideal for use on roads, commercial premises or in car parks.

### FEATURES:

- Stainless steel agitator & spinner
- Fits easily to rear ATV rack
- Powered from 12v supply
- Deflector plate reduces spread width making it suitable for treating paths
- UV protected hopper
- Also suits grass seed & fertiliser with removal of deflector plate

## 300KG SALT SPREADER



The 300kg salt spreader can be towed behind any vehicle with a 50mm tow ball due to the adjustable drawbar height and linkage to level the drawbar. Designed with a specific gearbox with a gearing ratio for better traction in icy conditions.

- Capacity 300kg
- 18x9.5-8 knobby tyres
- Large stainless steel dished spinner for corrosion resistance
- Pre-treated and galvanised frame for durability

22x11-8  
WHEELS  
OPTIONAL

## MUCK SPREADER



Muck Junior model (5 barrows)



Muck Master model (8 barrows)

The daily task of mucking out outhouses and stables can quickly become an unwelcome chore. Quad-X has developed a range of Muck Spreaders to help you avoid huge muck piles. It is handy, cost effective and will allow you to spread your own manure, avoiding the need for a contractor.

- Capacity options of  $0.63\text{m}^3$  (5 barrow-fulls) or larger  $1.05\text{m}^3$  (8 barrow-fulls)
- Galvanised body for durability
- Muck can be shovelled directly into the muck spreader avoiding extra work
- PTO driven model also available for use with compact tractors





Quad-X

# FEEDERS





## STOCK FEEDERS

Quad-X offer Fixed Spacing and Auto-Drop feeders, both designed to feed livestock quickly and easily, reducing stress on the animals, avoiding trampling of the ground and reducing wastage. Imagine... no more bags and no need for troughs.

- Galvanised hopper for long life
- 22x11-8 flotation tyres
- Adjustable feed piles
- Optional tarpaulin cover with support
- Optional hay rack to keep feed dry (Autodrop model only)

**“take the HASSLE out  
of FEEDING your stock.”**

### FIXED SPACING MODEL



Shown with optional tarpaulin cover

The 370L ground driven stock feeder distributes feed in piles 6ft apart and lets you adjust the feed rations from approx 1/2 kg to 2kg (depending on feed type).

Equipped with mudguards as standard.

## AUTODROP STOCK FEEDER



370L model shown with optional hay rack

Autodrop feeder controller

Market leading ground clearance ideal for rougher ground with a low fill height designed for more stability on slopes with a nudge bar to protect stock. The AutoDrop Stock Feeder is equipped with a sophisticated controller and drop counter with variable distance control which mounts easily on the handlebars or front rack.

Simply set the number of drops needed and the controller counts down automatically to zero, letting you get on with driving safely without having to worry about when to stop it. The drop spacing is dependant on the driving speed.

370L  
CAPACITY  
STANDARD

520L  
CAPACITY  
OPTION

## CHICK FEEDER 370L



370L  
CAPACITY  
STANDARD

Tarpaulin cover included

This machine makes feeding chicks an easy one man operation. Simply tow behind an ATV or other vehicle with a 50mm towball to unroll the paper and add the chick feed simultaneously.

- Adjustable feed rate
- Adjustable paper roll holder
- Optional extension sides available up to 520L
- Optional knobby tyres



optional knobby tyres shown





# GROUND CARE





## ROLLER



Designed for paddocks, playing fields, landscaping and other ground maintenance applications. Manufactured to a contractors' spec from heavy duty materials with adjustable weight to ensure precision compaction.

- Adjustable weight
- Width: 1.5m, Diameter 500mm

A Budget Roller is also available, it too has an adjustable weight and is 1.2m wide

## AERATOR



Aerators are used extensively by organic farmers and greenkeepers as they allow surface water to drain, stimulating root growth and encouraging absorption of nutrients into the soil for better grass growth.

The blades are specially designed to allow oxygen to get to the roots which helps to improve growth rates for higher yields and for better grass quality.

- Improves drainage & nutrient uptake for healthier grass
- Aerator has additional weight carriers for heavier soils

## MENAGE GRADER



This Menage Grader has been developed for a massive improvement in surface conditioning. Quad-X engineers have designed an advanced protruding conditioner that lifts compacted subsurface material and aerates this to the surface.

Standard spec includes:

- 2.4m wide
- Levelling height adjustment
- 14 Heavy duty, high tensile, steel, double sprung and dual prong tines
- Heavy duty castor to protect the blade from damage
- Unique fold up design for easy storage
- High capacity adjustable blade with unique profile for smoothing action
- Optional rear press with unique 2 section design to assist with drainage and hoof support. (This unique design uses the weight of machine to rest on the rear press for max impact)

We offer a number of menage grader options to suit various surfaces, including sand, rubber chips and strips and textile mixes. Contact us to discuss your requirements.

## CHAIN HARROWS



Quad-X harrows are 3 way harrows, manufactured from 11mm high-tensile steel.

They are ideal for grass harrowing, levelling horse arenas, removing moss, seed or bed preparation and horse manure spreading.

Suitable for golf courses, beaches, equestrian centres and football pitches.

Widths: 4ft/1.2m or 6ft/1.8m (both sizes are 5ft/1.5m long)





# FRONT MOUNT ATTACHMENTS

All Quad-X front mount attachments are designed  
**TO MAKE LIFE EASIER**  
for you





## MOUNTS



Supermount shown

Get the most out of your quad by adding Quad-X equipment to the front, to help with many tasks such as mucking out, sweeping or feeding housed livestock.

We offer 3 models of Front Mount systems:

### BASIC MOUNT

Tube design compatible with the yard scraper only

### BASIC ANGLED MOUNT

Compatible with the Yard Scraper, Dozer Blade, Silage Blade and Snow Plough only. To allow for angling left/right

### SUPER MOUNT

Compatible with ALL attachments.

The strongest, most versatile front mount system you can buy. It fixes to the underside of almost all ATVs and maximises your ground clearance

For UTV mounts see page 58

## LIFT SYSTEMS

All Quad-X front mount systems require a manual or electric lift. Electric lift is easier, quicker and smoother with controls located at the handlebars to lift/lower the attachments while moving. If you want to use the lift for pulling heavier loads or using the front bucket, the ATV winch is recommended.



May require additional components eg pulleys depending on model of ATV

### Electric Lift

Winch 907kg pulling power

Complete with universal mount bracket

### Manual Lift

Ideal for those on a budget

Compatible with all Quad-X front mount systems




## FRONT BUCKET



Perfect for mucking out, moving top soil or sand and a great alternative to using a wheelbarrow

- Requires Quad-X Supermount system
- Requires Electric Lift
- Tipping mechanism for easy emptying

## YARD SCRAPER



A Quad-X ATV scraper is the ideal solution to yard and outhouse upkeep, fitted with heavy duty rubber to prevent damage to surfaces. Optional rubber sides are available for extra protection. The high tensile steel frame is designed for long life. The yard scraper is 1.3m wide and is ideal for getting into narrow areas.

- Requires Quad-X Mount system - Basic, Basic Angled or Supermount system
- Requires lift - manual lift or electric lift

We also offer a wider 1.55m yard scraper, which is suitable for larger ATVs and UTVs.



# SNOW PLOUGH

## Options

1.2M / 4FT

WIDE

1.5M / 5FT

WIDE

The Quad-X Snow Plough is easily angled left/right (5 positions) to push snow to either side. Adjustable skids and a reversible/replaceable 2 sided blade protect the plough. It is also spring loaded to cushion collisions with obstacles.

1.2m and 1.5m widths available. Optional rubber strip for tarmac areas.

- 1.2m & 1.5m widths
- Requires Supermount or Basic Angled Front Mount system
- Requires manual or electric lift



## SILAGE PUSHER



The rotating wheel design allows silage to be moved within reach of the livestock, clearing the passageway. The wheel runs along the ground, rotating as the quad moves forward to collect the loose silage.

- Requires Supermount system
- Requires manual or electric lift (Electric lift recommended)
- Angles left/right to clear both sides of the passage

## SILAGE / DOZER BLADE



This versatile attachment is useful for feeding housed livestock. It is spring loaded and easily angled, equipped with a 2-sided rubber blade to protect the floor from damage. This blade can also be used as a dozer blade (rubber not included) to help level out soil or for other tasks around the yard or garden.

- Requires Basic Angled or Supermount system
- Requires manual or electric lift (Electric lift recommended)
- Angles left/right



## SWEeper / ROTARY BRUSH



The Quad-X ATV Sweeper is innovatively designed to make yard upkeep easier. It is recommended for use with 4WD quads of 400cc+. It can clear large areas in no time, ideal for road cleaning after crop removal from field.

- Requires Supermount system
- Hard wearing bristles for long life
- Offsets left and right
- Width: 1.2m

6.5 HP  
ENGINE  
STANDARD

## CUSTOM SWEEPER



Quad-X have designed a range of sweepers suitable for use with ATVs, UTVs and Compact Tractors. Quad-X can custom build these sweepers to suit your individual application and needs with hydraulic, engine or PTO drive options.

The powerful bristles are designed with elasomer to enhance brush life and permit slight bending at the tip to dig out the dirt and dust giving an outstanding cleaning performance.

Widths from 1.2m (4ft) to 3m (10ft).

CUSTOM  
DESIGN  
OPTIONS

# ACCESSORIES





## HIGH GRIP RACK COVER



This simple yet effective tool can be fitted to any ATV rack quickly and easily. This rack cover allows you to place tools, buckets, etc on it and travel at low speeds without them sliding off as they would with existing racks, or without the time consuming task of tying them down.

## DOG PAD



This is a perfect platform for your dog to sit on. With its high grip surface it allows your companion to have a comfortable ride on rough terrain.

Its texture also helps drain water away that may come from their coat. The extension flaps cover the fenders of the quad to offer protection from scratches when the dog is jumping on and off the rack, which will help increase the resale value of your ATV.



## HAND MUFFS



- Fleece lined mitts to protect the rider's hands from the elements and from debris
- Universal fit

## INDICATOR KIT



- Flexible arm to reduce impact damage
- Universal fit - bolt on to replace reflectors on most ATVs
- Ideal for road use
- Components only, wiring not supplied

## BRAKE LIGHT



- Universal fit
- Ideal for road use
- Components only, wiring not supplied





# UTV EQUIPMENT





## UTV SUPERMOUNT



Quad-X offer a versatile UTV Supermount System to fit to the underside of your UTV. It is compatible with a range of front mount attachments, such as the Quad-X yard scraper, snow plough and sweeper.

- Gives great ground clearance in rough terrain
- No drilling required to fit the Supermount System
- Once the mount is fitted, accessories can be attached or removed in seconds

Please contact us for details on availability of the Supermount System for UTV Models in the Kawasaki, Yamaha, Polaris, John Deere and Kubota ranges.

## ELECTRIC LIFT



The Quad-X electric lift system gives easy, quick and smooth control of the height attachments. The Quad-X winch needs to be fitted to the UTV Supermount System.

A rocker control switch is provided which can be mounted on the dash to give easy access.

## SNOW PLOUGH



The Quad-X UTV Snow Plough can be angled left or right (5 positions) to push snow either side. It is spring loaded to cushion collisions with obstacles while adjustable skids give further protection to the UTV snow blade.

Options:

1.5M  
WIDTH  
OPTIONAL

1.8M  
WIDTH  
OPTIONAL

## YARD SCRAPER



The Quad-X UTV Yard Scraper is the ideal solution to yard and outhouse upkeep saving elbow grease if you currently use a manual scraper, and saving time and hassle compared to a tractor scraper.

- Fitted with heavy duty rubber to prevent damage to surfaces
- 1.55m wide, can be angled left/right in 5 positions
- Optional rubber sides are available for extra protection



## 230L PRO ELITE PLUS UTV SPRAYER



PUMP  
3 YEAR  
PARTS  
WARRANTY

SKIDS &  
BOOM  
OPTIONAL

230L tank with skids &  
11ft antidrift boom shown

The Quad-X ATV Sprayer & Boom range (page 6-12) are all suitable for use with your UTV (excluding low pro). The sprayers can easily be set in the rear cargo bed for use.

To make the most of your UTV's loading capacity we offer a 230L mounted sprayer. This model is equipped with the Quad-X Superpump, with a 4 chamber pump for more pressure and finer droplets. This fully submersible pump carries an unrivalled 3 year parts warranty. Like the other Pro Spray Elite Plus models this sprayer also features a pressure gauge, return agitation and a quick release boom connection.

- High capacity 'Superpump' suitable for spot and boom spraying
- Lockable aluminium hand lance with a high-flow nozzle & 5m hose
- UV protected, heavy wall tank for durability, with clips to hold hand lance in place
- Pressure gauge and pressure control
- Quick release valve for easy boom connection and removal
- Optional skids to allow for easy boom mounting and easy lifting of tank with fork toes

5.5 HP  
ENGINE  
OPTIONAL

## 3M UTV WEED WIPER

JOCKEY  
WHEEL AS  
STANDARD

3m Wipeout Elite  
with 100L tank shown

Quad-X offer a 3m Weed Wiper suitable for towing behind a UTV, 4x4 or tractor. This wider towed model allows for quicker treatment of weeds.

- Equipped with all the innovative features and options of the 2.4m Quad-X weed wipers (see page 13)
- Contra-rotating long fibre rollers to apply the chemical to the underside of the weed for faster kill
- Dual rollers rotate in opposite direction for better chemical application & weed kill and less drips
- Available in 3 models
  - Xterminator 2 - double roller system with manual chemical application
  - Wipeout 2 - double roller system with automatic weed detection & chemical application
  - Wipeout 2 Elite - all the features of the Wipeout 2 with advanced chemical injection system to allow for automatic dilution and easier chemical changes

NO  
DRIFT

SAVE  
CHEMICAL  
& TIME

UP TO  
100% KILL  
RATE





## UTV CABS



Given our unpredictable climate and often harsh weather conditions the Quad-X UTV Cab Kits provide effective protection from the elements to both driver and passenger. Following consultation with many UTV dealers and users we have developed a high quality, affordable UTV cab that is easy to assemble and is robust, yet lightweight.

We offer a range of 13 accessories to make up the UTV cab allowing you to choose the items you want, at a price you can afford. You can select items individually or choose either a Basic Cab Kit (Roof & Windscreen) or a Super Cab Kit - see website for more details.

## UTV CAB DOORS

The optional doors allow for the cab to further protect the driver from harsh weather.

- Diamond coated polymer doors for improved strength, 250x stronger than glass for reduced scratches and lighter for the vehicle's suspension
- Compatible with the Quad-X cab kits which fit to the existing ROPS frame
- Door can lock back to allow for driving with doors open
- Fully lockable to protect anything stored in the Mule Cab

# INVENTED, DESIGNED & BUILT WITH YOU IN MIND

With over 20 years experience in developing innovative solutions for the farming community, Quad-X design and manufacture their expanding range of machinery developed for use in agricultural, equestrian, amenities and landscaping sectors.

Teamed with a policy of continual improvement, the latest design packages and production machinery, the result is a range of machines that can outperform the competition and exceed customers' expectations.



## Key Reasons to pick Quad-X:

### ① Based in Northern Ireland, UK

#### High performance machines.

Unlike many imported machines, the Quad-X range has been developed to tackle some of the toughest conditions that Ireland and UK can throw at it. Famed for its ample rainfall and subsequent heavy vegetation, Quad-X is ideally located in Northern Ireland to build and test the most high performance machines.

#### Quick delivery times & Local Support!

Why not support a local manufacturer, sourcing components locally, committed to helping local customers!

### ③ Innovation

#### Innovation is in our DNA.

The relentless attitude of our engineering and technical team results in the development and manufacture of the best machines. Our enthusiastic team of engineers are among some of the brightest young minds in the industry. Using the latest computer software and simulation technology, Quad-X aim to remain at the forefront of innovation.

### ② In-house design and manufacture

#### Sales and technical support.

Pick up the phone and speak directly to our customer service team, or to one of the Quad-X in-house engineers, directly involved in the development of our machines.

#### Spare parts back-up.

With parts held for manufacture, Quad-X can offer excellent spare parts back-up.

#### Policy of continual improvement.

The team at Quad-X endeavour to incorporate new technologies where possible. We value the opinion of each and every customer and endeavour to use this feedback to further improve upon designs to ensure that we continue to exceed expectations.



## DEALER STAMP:

Visit our website for more information on our extensive range and to view video clips of our machinery in action. Register online to receive exclusive special offers and product updates.

UK: 028 2587 2800    ROI: 048 2587 2800    INTL: 0044 (0) 28 2587 2800

Fax: 0044 (0) 28 2587 8784    Email: [info@quad-x.com](mailto:info@quad-x.com)

37 Carnearney Rd, Ahoghill, Ballymena. Co Antrim BT42 2PJ Northern Ireland

Follow us on Twitter!



QuadXmachinery

Find us on Facebook!



QuadXmachinery



When operating any Quad-X equipment and especially in conjunction with an ATV or Utility Vehicle, always ensure that you or your staff:

- Are properly trained in the safe operation of the equipment being used.
- Are wearing appropriate safety and protective clothing for the work being carried out – consult HSE guidelines if unsure.
- Consult vehicle owner manuals for loading weights and towing capabilities.
- Adhere to the Quad-X owner's manuals' instructions before use and adhere to the maintenance schedule.

In line with our policy of continuous product development, Quad-X reserve the right to alter the specifications of products at any time without prior notice.